
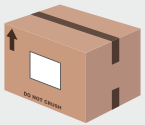
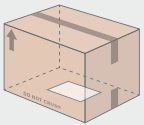

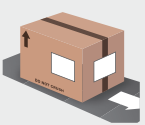

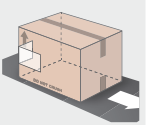





# Labeling solutions with applicators

Choose an applicator for your labeling requirements

Applicator	Compatibility*	Top labeling	Side labeling	Bottom labeling	Leading edge	Leading edge + side	Corner edge front	Corner edge back	Corner leading top	Moving products	Stopped products
											
LA-TO Timed touch on	ALX 92x, ALX 73x ALS 20x, ALS 256, ALS 272, ALS 306	● ● ●	● ● ●	● ●	–	–	–	–	–	● ●	● ● ●
LA-TO Flex Touch on with sensor	ALX 92x, ALX 73x ALS 20x, ALS 256, ALS 272, ALS 306	● ● ●	● ● ●	● ●	–	–	–	–	–	–	● ● ●
LA-TO Blow Touch on with blow function	ALX 92x, ALX 73x ALS 20x, ALS 256, ALS 272, ALS 306	● ● ●	● ● ●	● ●	–	–	–	–	–	● ● ●	● ● ●
LA-BO Blow on	ALX 92x, ALX 73x ALS 20x, ALS 256, ALS 272, ALS 306	● ● ●	● ● ●	● ●	–	–	–	–	–	● ● ●	● ● ●
LA-CE Corner Edge	ALX 92x	–	–	–	● ●	–	● ● ●	–	● ●	● ● ●	–
LA-CE Wipe Corner edge with wipe function	All ALS and ALX with direct application	–	–	–	–	–	–	● ● ●	–	● ● ●	–
LA-WO Wipe On	ALX 926	● ●	● ● ●	● ●	–	–	–	–	–	● ● ●	–
LA-SO Swing On	ALX 92x, ALS 20x	● ●	● ●	–	● ● ●	● ●	–	–	–	● ● ●	–
LTS!! -FE3 Light touch stepper industrial	64-xx, XLP 50x	● ● ●	● ● ●	● ●	–	–	–	–	–	● ●	● ● ●

Key:

- ● ● feasible
- ● possible with limitations and/or add ons
- not applicable

\* individual ALS/ALX models may limit the benefits or functionality of the specific applicators. This overview can be used as a guide in selecting application methods. The final selection of any applicator depends on several application related details and should be reviewed by application specialists.